


ASSEMBLY INSTRUCTION

STYLE 160



A X1



B X1

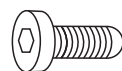


C X4




Ø6*16*1.5mm

D X4



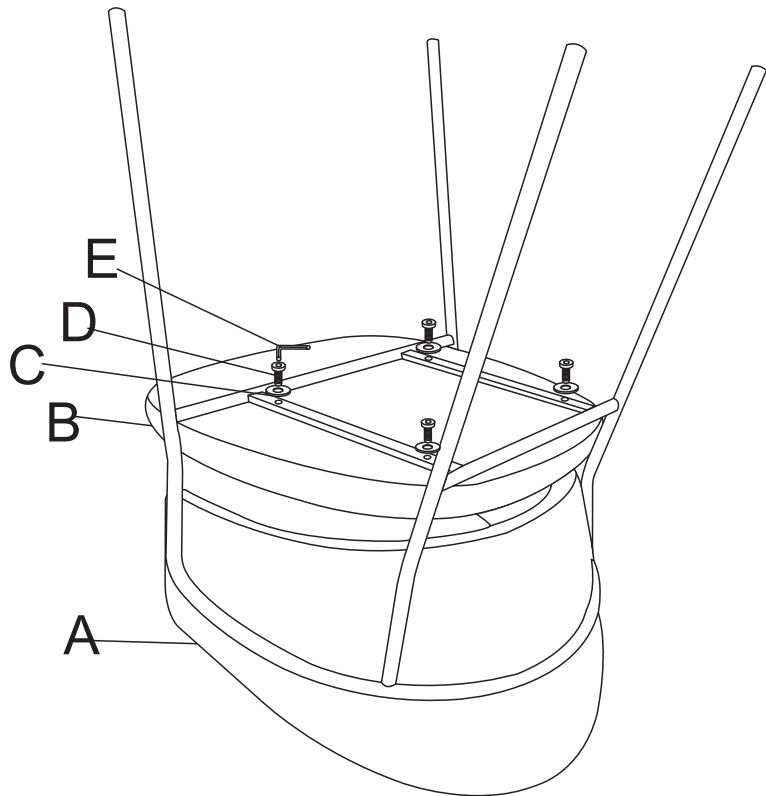
M6*30mm




E X1



5M

1



C X4	D X4	E X1
		
Ø6*16*1.5mm	M6*30mm	5M

2

